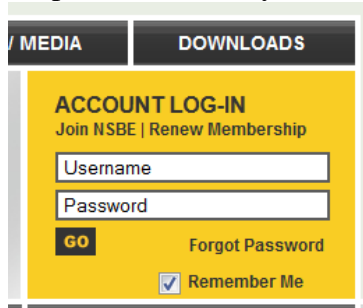
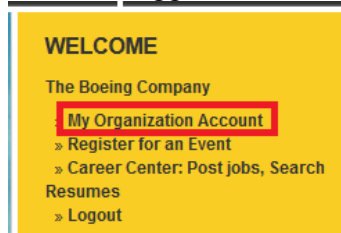


1. To Purchase a Job Posting Package visit www.nsbe.org and enter your username and password in the yellow **Account Log- In** box in the upper right corner of the page.



If you do NOT have a NSBE Account visit: https://nsbe.networkats.com/members_online/members/orgmember.asp?action=edit to create a new account. Once you have done this skip to **step 3.

2. Once logged in click **My Organization Account**:



3. When in your Menu click **Partner With NSBE! Sponsorship Opportunities Available** under the **Actions** column:

ACTIONS

- [Exhibitor Info](#)
- [View My Virtual Booth](#)
- [Register for an Event!](#)
- [Submissions \(Scholarships, Applications, etc.\)](#)
- [Partner with NSBE! Sponsorship Opportunities Available.](#)
- [Contributions – Donate to NSBE!](#)
- [Job Placement Center](#)
 - Post jobs today!
 - Search resumes
 - Find your ideal candidates!
- [Complete a survey!](#)

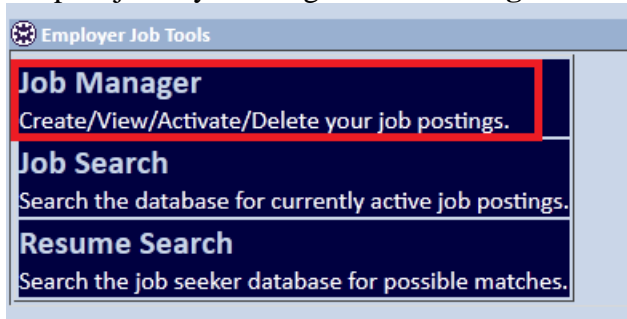
4. At the bottom of the **Sponsorship Package Categories** page select **Job Postings**. From here you will be able to purchase the job package you desire. As a reminder package pricing is as follows:

Job Posting Pack Prices	
Single Job Posting	\$250
Five Pack	\$750
Ten Pack	\$1,125
Twenty Pack	\$2,200
Fifty Pack	\$5,250
One Hundred Pack	\$10,000

5. After purchasing your package you can click **return to Menu** on the bottom of the page to now post your jobs in the **Job Placement Center** (under the **Actions** tab).

Posting Jobs:

Once you have clicked the **Job Placement Center** link, you will enter our database where you can post jobs by clicking on **Job Manager**:



Click **New Posting** to enter your information and post a job:

